

# E-ASSESSMENT-CENTER

IT.SERVICES


Two things you need to remember for your exam:

- Bring your **student ID** with you!
- You will need your **LoginID** and the corresponding **password**! You may need to write it down on a piece of paper in order to successfully log in to the examination system.


The examination rooms of the E-Assessment-Center are located in **GAFO** on level **04**.



Access is via the GA building. From the main entrance of **GA** on level 02, go straight ahead to the south side of the building.





At the end of the corridor, take the two large wooden staircases down to level 04 south. Alternatively, you can also take the lift in the southern stairwell to level 04.






At the end of the lower staircase, go in the opposite direction and you will reach the forecourt of the E-Assessment-Center.



Once you have taken the lift in the south to level GA 04, turn right with a view of the stairwell and you will reach the forecourt of the E-Assessment-Center.



Two doors lead from the forecourt into the large examination room of the E-Assessment-Center. The left-hand door leads to the reception area. The right-hand door leads directly into the examination room.

